




It is highly recommended that you visit www.metalearth.com/360/icx203 to see the completed model before assembling your own

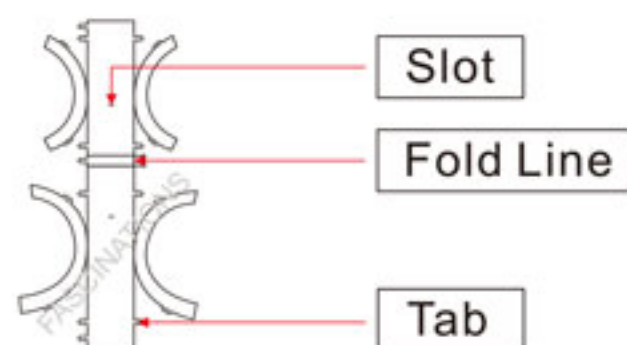
3D METAL MODEL KITS

ICX203

Optimus Prime Western Star 5700 Truck



TO CREATE THE BEST CONNECTIONS



Legends:

- E** Engraved / Color side
- NE** Non-engraved / Silver side
- Attention point
- Insert tab and bend 90 degrees
- Insert tab and twist 90 degrees

Assembly tip:

If needed, slightly twist tabs to hold parts together then untwist and bend them down for a nice finish

Recommended tools:

-Wire cutters: helpful for taking parts from the metal sheets.

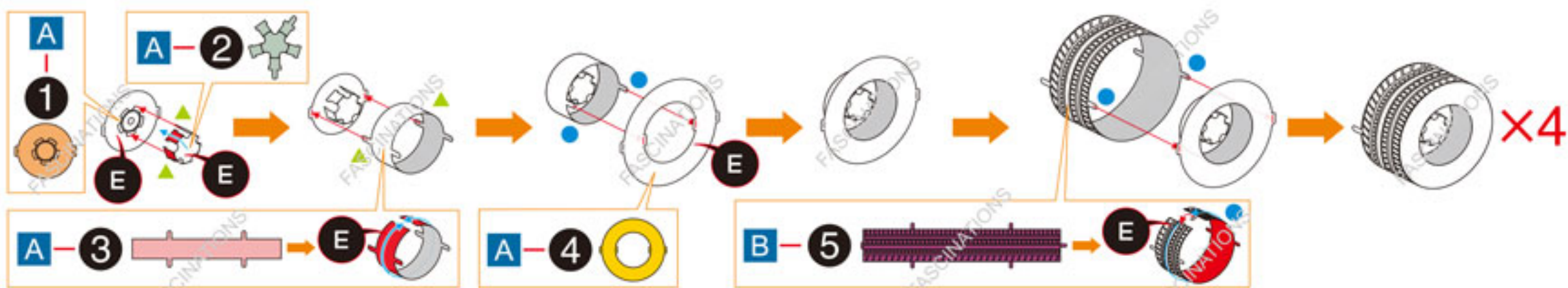


-Tweezers or needle nose pliers: helpful for folding parts, bending and twisting tabs.

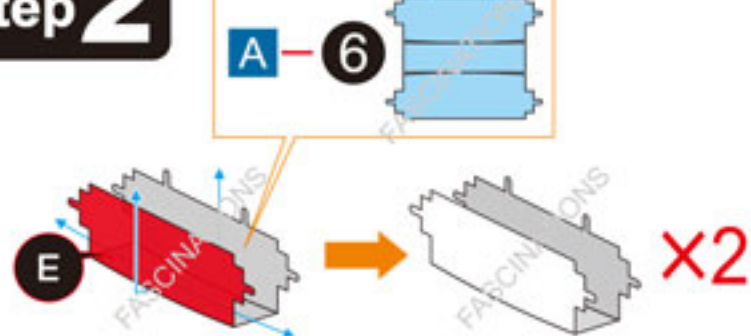


ASSEMBLY STEPS

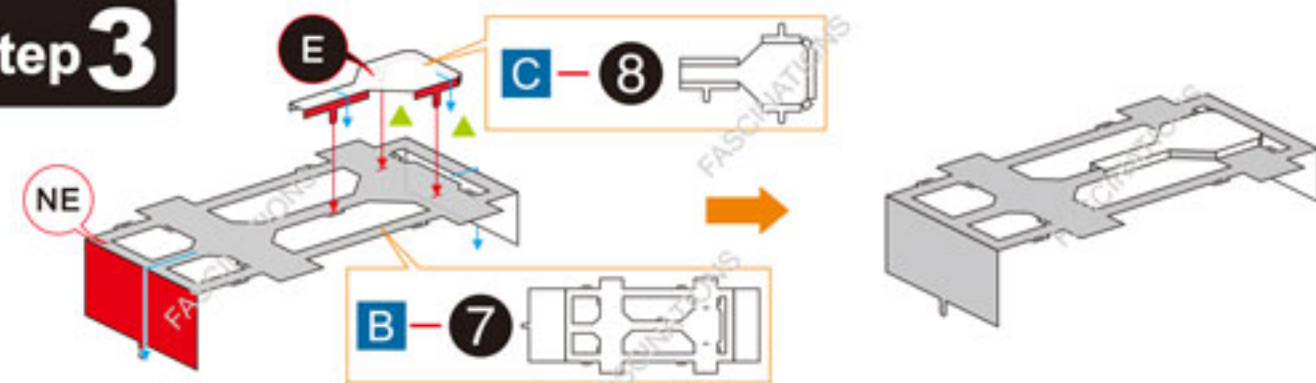
Step 1



Step 2



Step 3



In order to avoid possible injury from sharp edges, please carefully discard the metal sheets after parts have been removed.

METAL SHEETS

