

**FIRST ORDER TREADSPEEDER™**

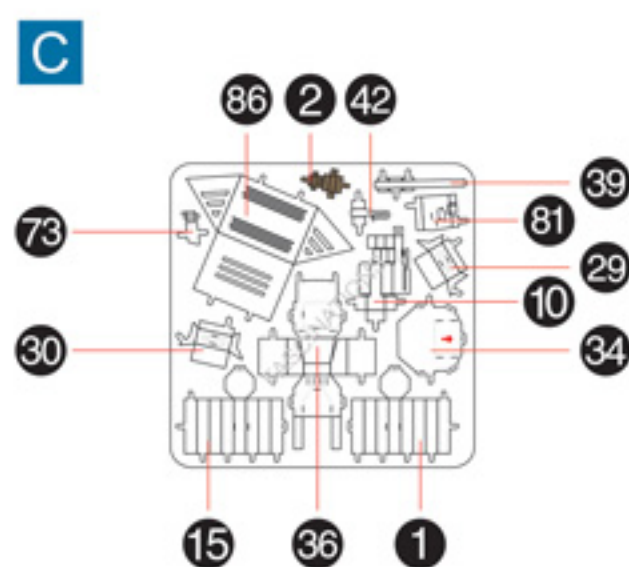
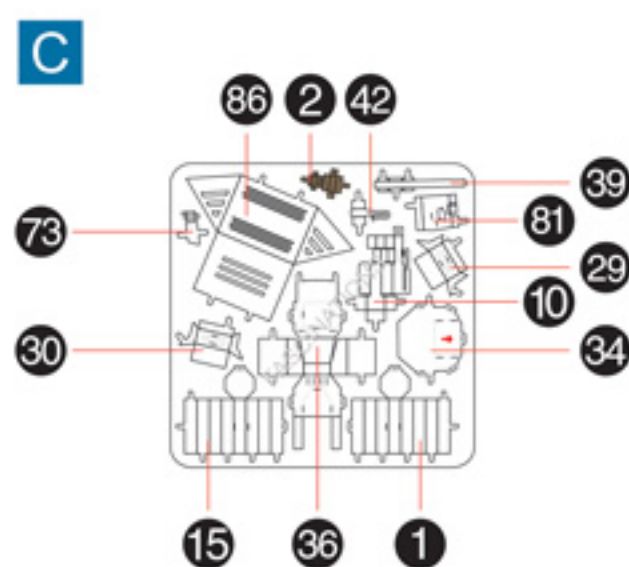
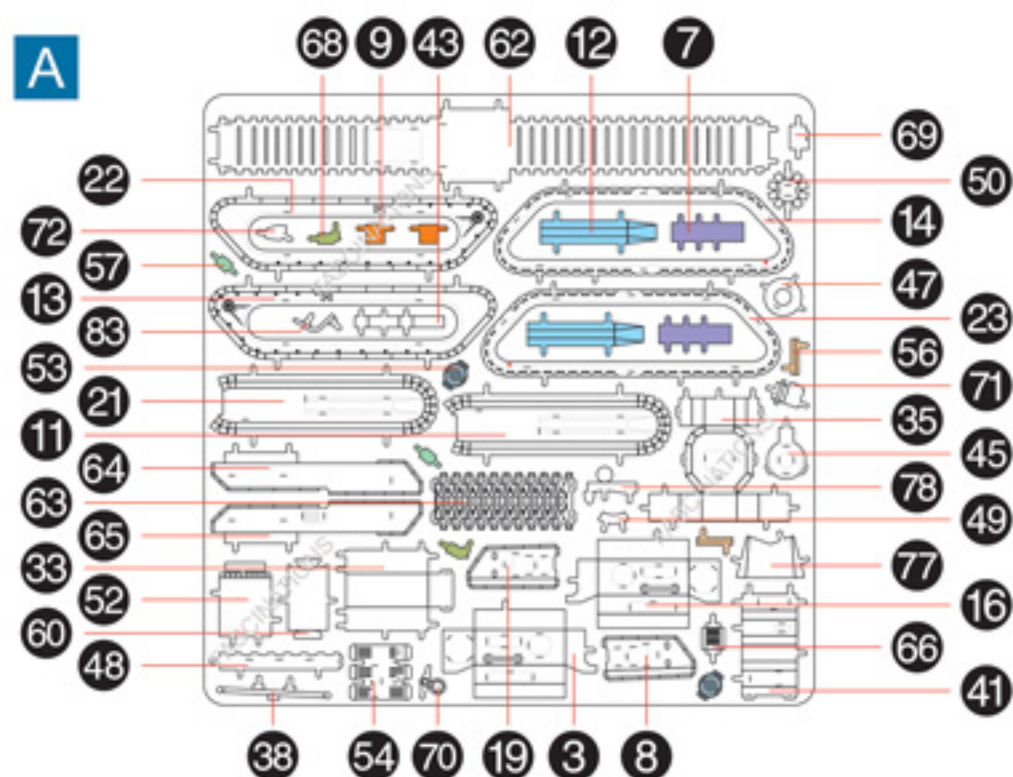
MMS418



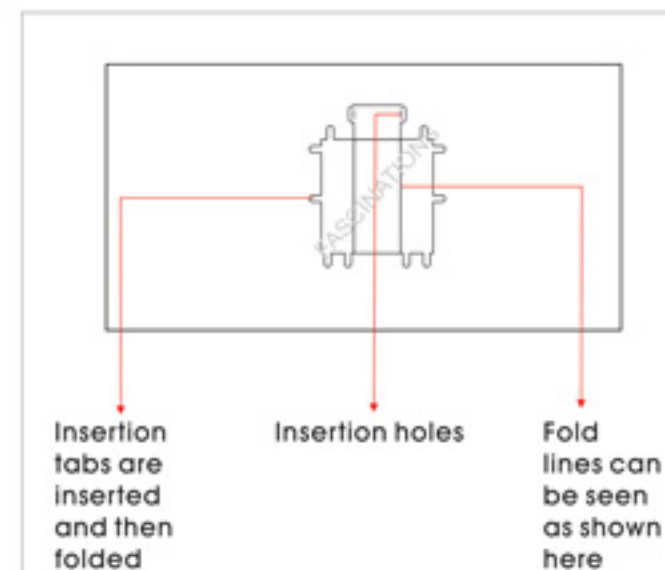
It is highly recommended that you visit  
[www.metal-earth.com/360/mms418](http://www.metal-earth.com/360/mms418)  
to see the completed model before assembling your own

## Metal sheets

Parts that are in  
the same color  
are duplicates



In order to avoid possible injury from sharp edges, please carefully  
discard the metal sheets after parts have been removed



### Legends:

- E** Engraved / Color side
- NE** Non-engraved / Silver side
- Attention point
- Insert tab and bend 90 degrees
- Insert tab and twist 90 degrees

### Assembly tip:

If needed, slightly twist tabs to hold  
parts together then untwist and bend  
them down for a nice finish

### Recommended tools:

-Wire cutters: helpful for taking  
parts from the metal sheets.



-Tweezers or needle nose pliers:  
helpful for folding parts,  
bending and twisting tabs.



## Assembly Flow Chart

